


# Enhancing Scalability Through NIC Switch Independent Partitioning

QLogic FastLinQ 3400 and 8400 Series 10GbE Adapters  
Unleash the Power of Data Center Servers



Network interface card (NIC) Switch Independent Partitioning can simplify end-to-end networking by dividing a network controller port into as many as four partitions, enabling dynamic allocation of bandwidth as needed while reducing the total cost of ownership.

## OVERVIEW

A burgeoning number of applications, rich multimedia content, increasing virtualization, and the growth of cloud computing hamper networking efficiency. To handle these increased workloads, many organizations have transitioned from Gigabit Ethernet (GbE) networks to 10-Gigabit Ethernet (10GbE) networks. This bandwidth increase can provide significant performance and cost efficiencies while supporting efforts to consolidate data centers. However, as organizations increasingly transition from GbE to 10GbE networks, traffic flow for application workloads may not require the entire bandwidth that is available in a 10GbE pipe.

Many organizations have built their IT infrastructures by adding separate servers, networks, and storage capacity for each application workload.

These silo application deployments helped simplify management in some ways, but left excessive pockets of unused server capacity that contributed to network sprawl. While network and storage convergence as well as server virtualization have helped address these problems, the challenge for 10GbE networks has been provisioning the appropriate bandwidth and data center resources to meet varying application workload demands in both physical and virtual environments. One powerful approach to help eliminate these problems is Switch Independent Partitioning, in both physical and virtual environments. This approach enables administrators to split up the pipe to divide and reallocate bandwidth and resources as needed. The QLogic® FastLinQ® 3400/8400 Series 10GbE Adapter Switch Independent Partitioning for servers gives IT organizations enhanced flexibility and capacity as they migrate to 10GbE networks.

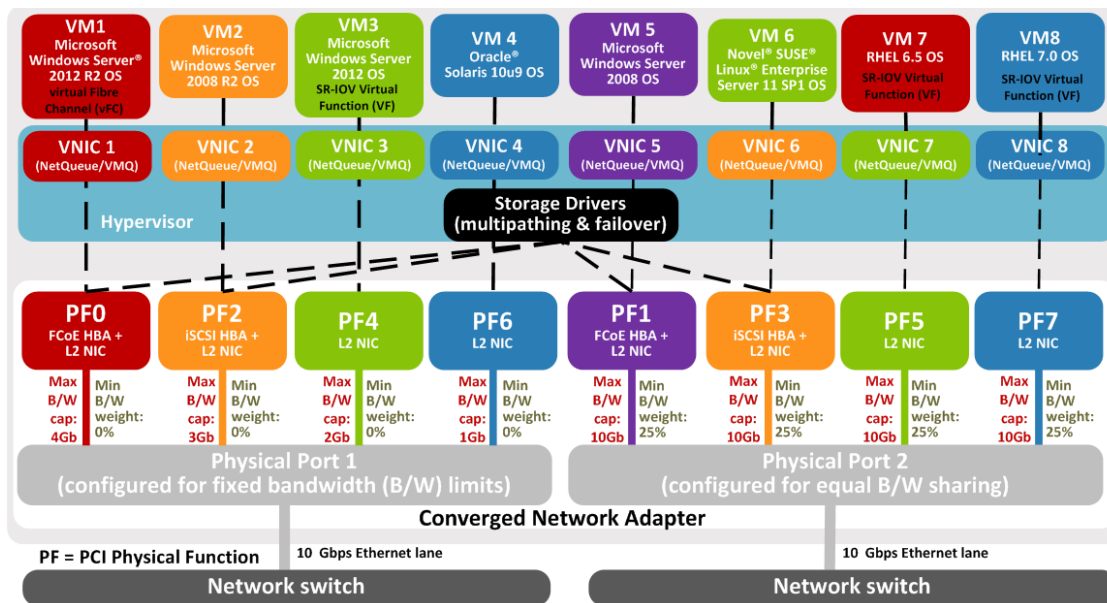


Figure 1. Switch Independent Partitioning Configuration

## SPLITTING THE 10GbE PIPE

Partitioning begins by configuring a single 10GbE port to represent as many as four separate partitions or physical functions. Each partition is an actual PCI Express® (PCIe®) function that appears to the system ROM, OS, or virtualization OS as a discrete physical NIC with its own driver software, and each partition behaves as an independent NIC port (see Figure 1).

A partition allows complete logical isolation and division of networking and storage resources, and administrators can dynamically assign these resources on a per-partition basis. By provisioning each of these physical functions with the desired bandwidth in 100Mbps units, administrators can achieve high granularity in partitioning. In essence, the technology allows administrators to split the 10GbE pipe into several network interfaces in whatever increments are appropriate to provide the correct bandwidth for each task. Switch Independent Partitioning works with a variety of standard Ethernet switches and pass-through devices.

Each partition is configured with Relative Bandwidth Weight and with Maximum Bandwidth. The Maximum Bandwidth limits the bandwidth given to a partition, even if there is available bandwidth that no other partition uses. The relative weight determines the relative bandwidth a partition has with regard to the other partitions on the same port when they compete on the same available bandwidth. A partition receives its relative weight from the available bandwidth but never more than its configured Maximum Bandwidth. If a partition is not using its configured weight, its bandwidth will be available for other partitions to use. If Data Center Bridging (DCB) is enabled on a port, it uses its Enhanced Transmission Selection (ETS) per traffic class minimum bandwidth weight settings instead of the per partition Relative Bandwidth Weight settings.

## DYNAMIC BANDWIDTH PROVISIONING

Traditionally, systems administrators would oversubscribe bandwidth for shared connections to handle demand surges by the same applications. Instead, administrators can take advantage of the Switch Independent Partitioning capability to handle such demands and can configure the weighting of each partition to provide increased bandwidth presence when an application requires it (see Figure 2). Each virtual machine (VM) assigned to a specific partition with equal weights can acquire as much free bandwidth as is available, while incrementally yielding bandwidth back as demand from the other partitions increases.

## SWITCH INDEPENDENT PARTITIONING CONFIGURATIONS

Each NIC partition is presented with a dedicated PCI function that administrators can enable or disable. With this PCI function, partitions behave as normal PCIe Ethernet devices from a host system and OS perspective—requiring no changes to the OS. After the driver is loaded, each enabled partition becomes essentially a dedicated network connection or Ethernet and storage controller device. Standard device configurations can then be applied to the partition.

Each partition can support networking functions such as TCP checksum offload, large send offload, Transparent Packet Aggregation (TPA), multi-queue Receive-Side Scaling (RSS)/Transmit-Side Scaling (TSS), VMware® NetQueue and Microsoft® VMQ, Single Root IO Virtualization (SR-IOV) Virtual Functions (VFs), Windows Server 2012/2012 R2 Hyper-V virtual Fibre Channel instances in the VM, along with storage Host Bus Adapter features such as iSCSI and FCoE. Administrators can configure a partition to run iSCSI or FCoE simultaneously with Networking. All features can be enabled or disabled on each partition as necessary.

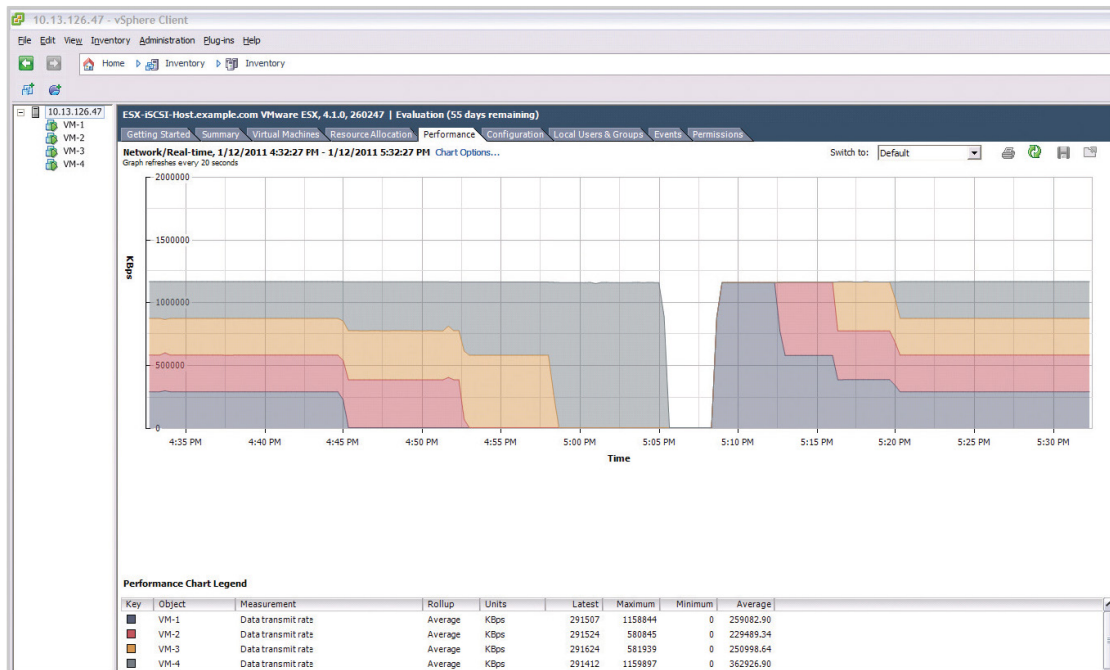


Figure 2. Dynamic Bandwidth Provisioning for Four Partitions Sharing a 10GbE Connection

Administrators can provision NICs quickly and easily using the Comprehensive Configuration Management (CCM) pre-boot utility and Advanced Control Suite 4 (ACS4) integrated Graphical User Interface (GUI) and Command Line Interface (CLI) to locally and remotely configure NPAR mode.

## STREAMLINING NETWORKING WITH SWITCH INDEPENDENT PARTITIONING

Switch Independent Partitioning helps simplify the data center and the network and storage infrastructure in several ways. For example, when connecting servers to LANs and SANs, administrators may have to use many cables, sometimes adding switches to reduce cable proliferation.

Switch Independent Partitioning provides a third alternative—consolidating Ethernet and Fibre Channel connections onto significantly reduced numbers of devices. Like switches, Switch Independent Partitioning reduces the number of cables without adding workloads on the network—but Switch Independent Partitioning requires fewer devices versus using switches and cables, and is designed to offer the following additional benefits:

- **Reduced Network Sprawl:** With a two-port GbE device, a data center can usually deploy 10 NICs, two Host Bus Adapters, and many cables and switch ports to meet bandwidth needs. With the 10GbE Switch Independent Partitioning approach, the same capacity and flexibility can be provided with a 10GbE Converged Network Adapter—consolidating the infrastructure onto much less equipment while using less facility space than when deploying GbE devices.

- **Maximized Network Scalability:** Having a reduced number of network devices and cables allows IT organizations and data centers to easily scale their networks and add servers and network devices to meet growing IT demands.
- **Simplified Administration:** Switch Independent Partitioning can also save time and labor by helping to simplify the management tasks for IT administrators and enhance their self-sufficiency. They can add or replace network cards or move workloads from one partition to another within minutes.
- **Optimized Resource Allocation:** Switch Independent Partitioning can play an important role in helping to optimize bandwidth allocation and the effective utilization of that allocation in both virtualized and nonvirtualized environments. Virtualization can reduce the number of physical servers and can increase I/O demand for each server. Using 10GbE connectivity with Switch Independent Partitioning addresses this problem by providing eight functions on a single integrated network adapter built into the server, so the server can efficiently handle current bandwidth requirements and still allow additional devices to be plugged in to meet future bandwidth needs. Switch Independent Partitioning also allows system administrators to fine-tune the amount of bandwidth for each adapter port, as required by the application, and to set the bandwidth for each physical function. Switch Independent Partitioning helps optimize enterprise data centers by providing these benefits for 10GbE networks.

## USING SWITCH INDEPENDENT PARTITIONING TO BOOST NETWORKING EFFICIENCY

The Switch Independent Partitioning approach helps make the migration to today's powerful 10GbE networks an easy and compelling option for many organizations. 10GbE networks provide organizations an opportunity to achieve the performance and efficiency capabilities these networks can offer, while reducing total cost of operation. Also, 10GbE networks can deliver the flexibility that enhances the efficiency of your servers and storage.

## SWITCH INDEPENDENT PARTITIONING FEATURES IN QLOGIC FASTLINQ 3400 AND 8400 SERIES ADAPTERS

Administrators using servers enabled with QLogic® FastLinQ® 3400 and 8400 Series 10GbE Adapter Switch Independent Partitioning can take advantage of several features and functions, as follows:

- Support for up to eight partitions per 10GbE adapter
- Support for monolithic and virtualization operating systems—Microsoft Windows®, Linux®, VMware® and other operating systems
- No OS or BIOS changes required
- Switch support for industry-standard 10GbE switches

- NIC control of the transmit flow rate from the server
- Flexible and dynamic bandwidth allocation
- Comprehensive support for standard network offload technologies including Large Send Offload (LSO), TCP/IP and TCP/UDP, TCP checksum offload, RSS/TSS, and TPA
- Support for FCoE Host Bus Adapters
- Support for Windows Server 2012/2012 R2 virtual Fibre Channel (vFC)
- Support for SR-IOV VFs

## ABOUT CAVIUM

Cavium, Inc. (NASDAQ: CAVM), offers a broad portfolio of infrastructure solutions for compute, security, storage, switching, connectivity and baseband processing. Cavium's highly integrated multi-core SoC products deliver software compatible solutions across low to high performance points enabling secure and intelligent functionality in Enterprise, Data Center and Service Provider Equipment. Cavium processors and solutions are supported by an extensive ecosystem of operating systems, tools, application stacks, hardware reference designs and other products. Cavium is headquartered in San Jose, CA with design centers in California, Massachusetts, India, Israel, China and Taiwan.



Follow us:       

**Corporate Headquarters** Cavium, Inc. 2315 N. First Street San Jose, CA 95131 408-943-7100

**International Offices** UK | Ireland | Germany | France | India | Japan | China | Hong Kong | Singapore | Taiwan | Israel

Copyright © 2014 - 2017 Cavium, Inc. All rights reserved worldwide. QLogic Corporation is a wholly owned subsidiary of Cavium, Inc. QLogic, FastLinQ, and QConvergeConsole are registered trademarks or trademarks of Cavium, Inc. All other brand and product names are registered trademarks or trademarks of their respective owners.

This document is provided for informational purposes only and may contain errors. Cavium reserves the right, without notice, to make changes to this document or in product design or specifications. Cavium disclaims any warranty of any kind, expressed or implied, and does not guarantee that any results or performance described in the document will be achieved by you. All statements regarding Cavium's future direction and intent are subject to change or withdrawal without notice and represent goals and objectives only.